



CHO 2.40

Two Post Lift

Parts Breakdown

ET361505-en

© MAHA Maschinenbau Haldenwang GmbH & Co. KG

Legal notice based on ISO 16016:

The reproduction, distribution and utilization of this document as well as the communication of its contents to others without explicit authorizations is prohibited. Offenders will be held liable for the payment of damages. All rights reserved in the event of the grant of a patent, utility model or design.

The contents of this edition have been checked with great care. However. Errors cannot be fully excluded. Subject to technical change without notice.

Document

Document N^o: ET361505-en
Approval Date: 07.02.2012

Manufacturer

MAHA Maschinenbau Haldenwang GmbH & Co. KG
Hoyen 20
87490 Haldenwang
Germany

Phone: +49 (0) 8374 585 0
Fax: +49 (0) 8374 585 497
Fax Parts: +49 (0) 8374 585 565
Internet: <http://www.slift.de>
E-Mail: vertrieb@slift.de
Hotline: +49 (0) 180 56242 60 for Brake Testers and Test Lanes
+49 (0) 180 56242 80 for Automotive Lifts
+49 (0) 180 56242 90 for Dynamometers and Emission Testers

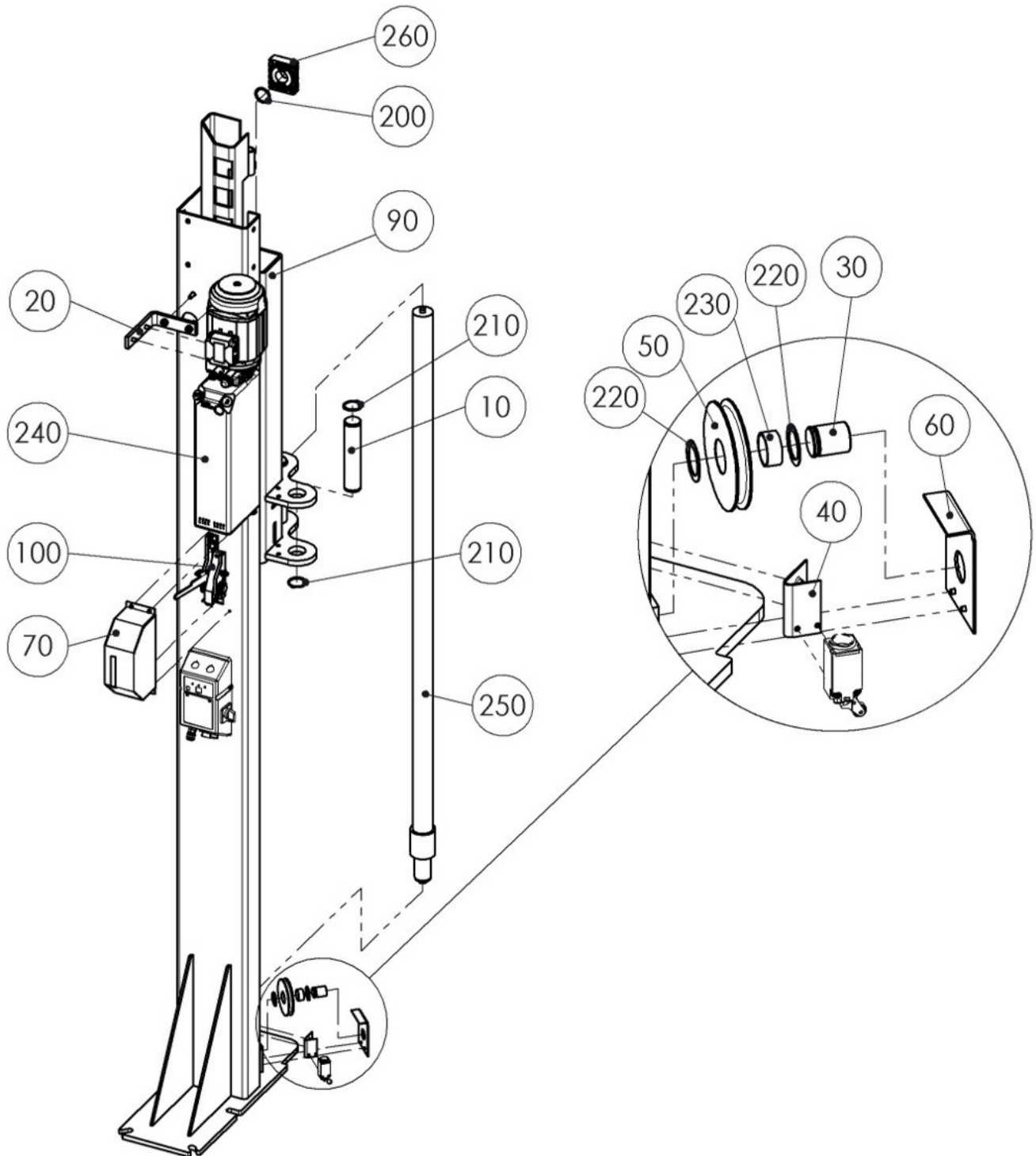
Service

AutomoTec GmbH
Maybachstraße 8
87437 Kempten
Germany
Phone: +49 (0) 180 56242 50
Fax: +49 (0) 180 56242 55
Internet: <http://www.automo-tec.com>
E-Mail: service@automo-tec.com

Contents

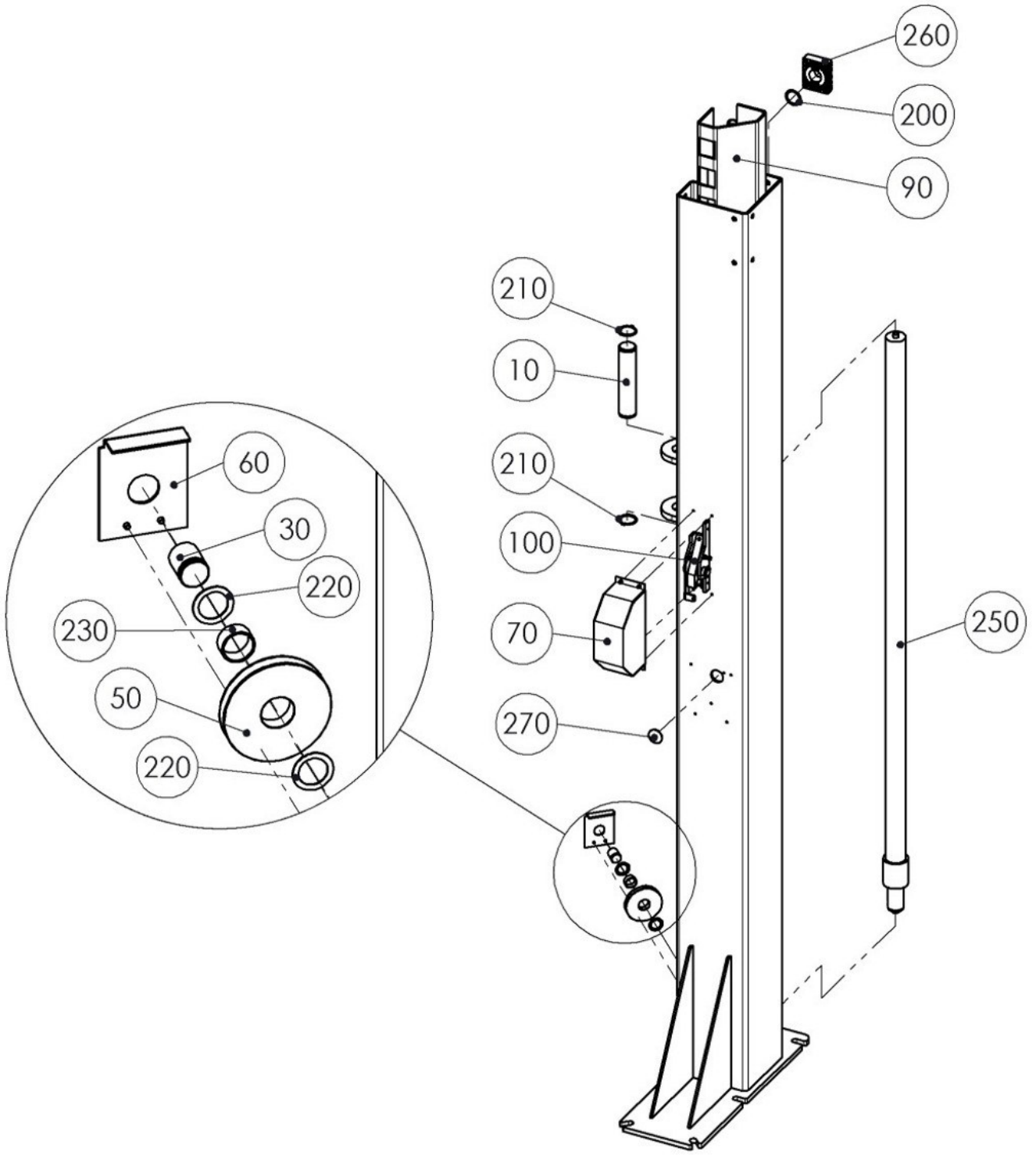
- 1 CHO 2.40 E / CHO 2.40.468 / CHO 2.40.375 4**
 - 1.1 Operating Column 4
 - 1.2 Column 6
 - 1.3 Cable Sheave 8
 - 1.4 Cross Member 9
 - 1.5 Locking Device 10
 - 1.6 Hydraulic Power Unit 11
 - 1.7 Small Parts 12
 - 1.8 Accessories 14
 - 1.9 Electrical Equipment 17
- 2 CHO 2.40 A / CHO 2.40 SL 21**
 - 2.1 Columns 21
 - 2.2 Main Cylinder 22
 - 2.3 Cross Yoke 24
 - 2.3.1 Cross Yoke, Asymmetrical 24
 - 2.3.2 Cross Yoke, Symmetrical 26
 - 2.4 Protective Cover (Cables) 28
 - 2.5 Equalizing Cable 29
 - 2.6 Carriage 30
 - 2.7 Lock 31
 - 2.8 Locking Latch Release 32
 - 2.9 Support Arms 33
 - 2.10 Arm Restraint 34
 - 2.11 Accessories 35
 - 2.11.1 Flip-Up Adapter 35
 - 2.11.2 Support Disk 36
 - 2.11.3 Trays 37
 - 2.12 Electrical Equipment 38
- 3 Anchors 43**

1.1 Operating Column



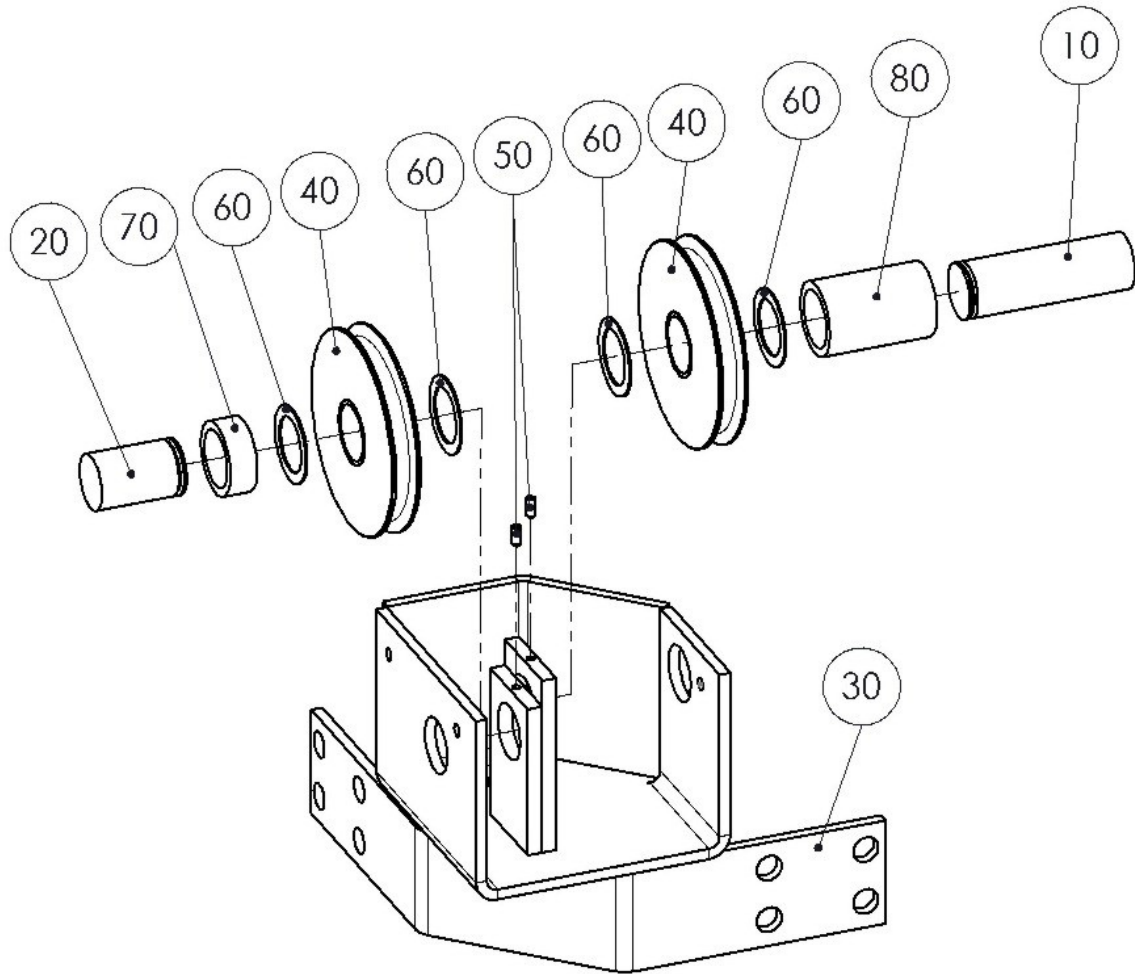
Item No.	Spare Part	Description	Article Number
10	Support Arm Pin		020470 00015700
20	Mounting Angle		020530 00102000
30	Pin		020530 00030300
40	Mounting Plate		020530 00102400
50	Sheave		020530 00026400
60	Cover		020530 00046 0
70	Latch Cover		020530 00052 0
90	Carriage		030530 00011 0
100	Latch		030530 00012 0
200	Spring Washer		22 0137 5040 5
210	Snap Ring	ø50	22 0471 050 1
220	Shim Ring	30x42x1	22 0988 304210
230	Friction Bearing		24 1730 2
240	Hydraulic Power Unit		26 5076
250	Hydraulic Cylinder	Stroke = 1803mm	26000025
	Hydraulic Cylinder	Stroke = 1727mm	26000024
260	Slider Block		31 6068

1.2 Column



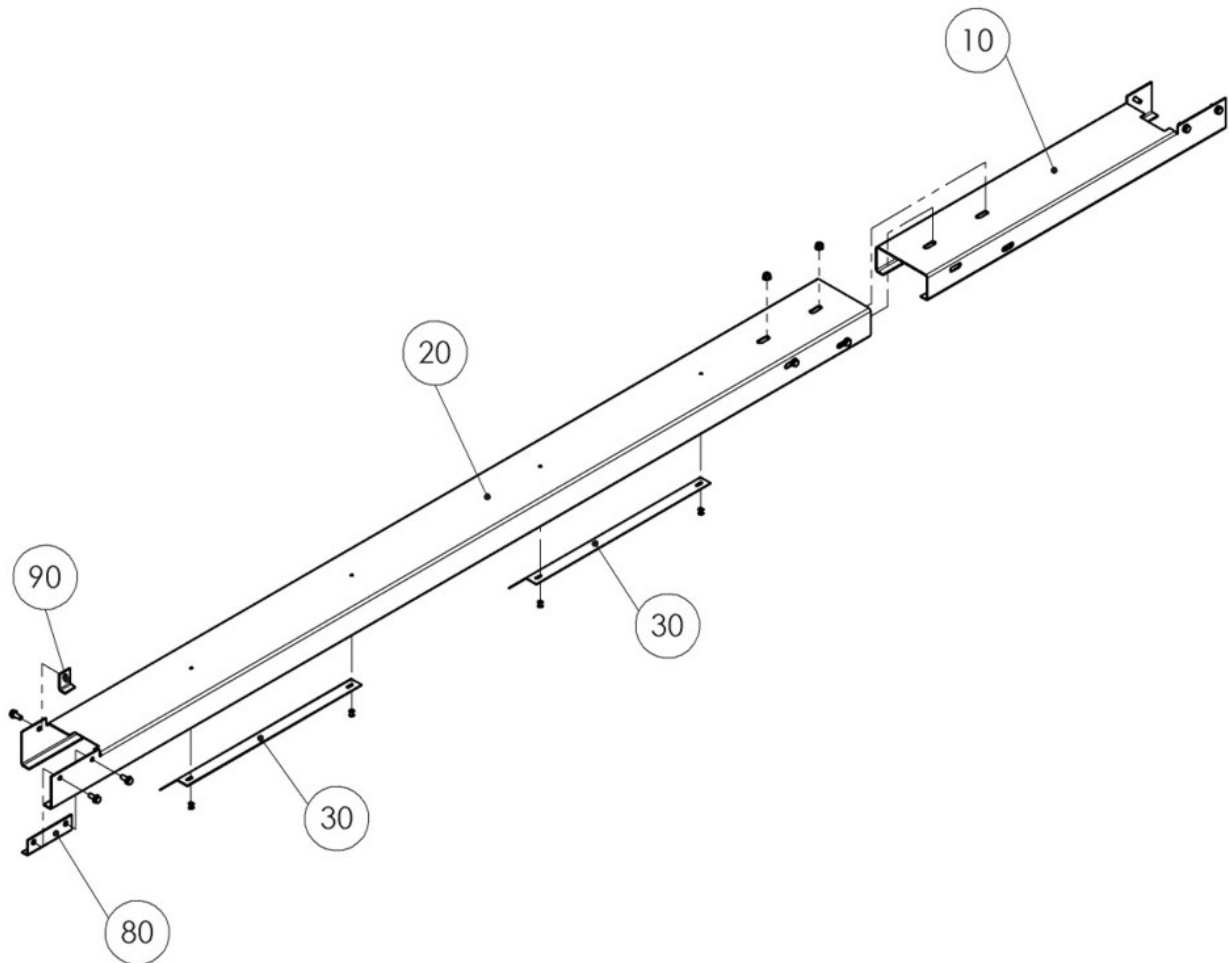
Item No.	Spare Part	Description	Article Number
10	Support Arm Pin		020470 00015700
30	Pin		020530 00030300
50	Sheave		020530 00026400
60	Cover		020530 00046 0
70	Latch Cover		020530 00053 0
90	Carriage		030530 00013 0
100	Latch		030530 00024 0
200	Spring Washer		22 0137 5040 5
210	Snap Ring	ø50	22 0471 050 1
220	Shim Ring	30x42x1	22 0988 304210
230	Friction Bearing		24 1730 2
250	Hydraulic Cylinder	Stroke = 1803mm	26000025
	Hydraulic Cylinder	Stroke = 1727mm	26000024
260	Slider Block		31 6068
270	Plug		31 5017

1.3 Cable Sheave



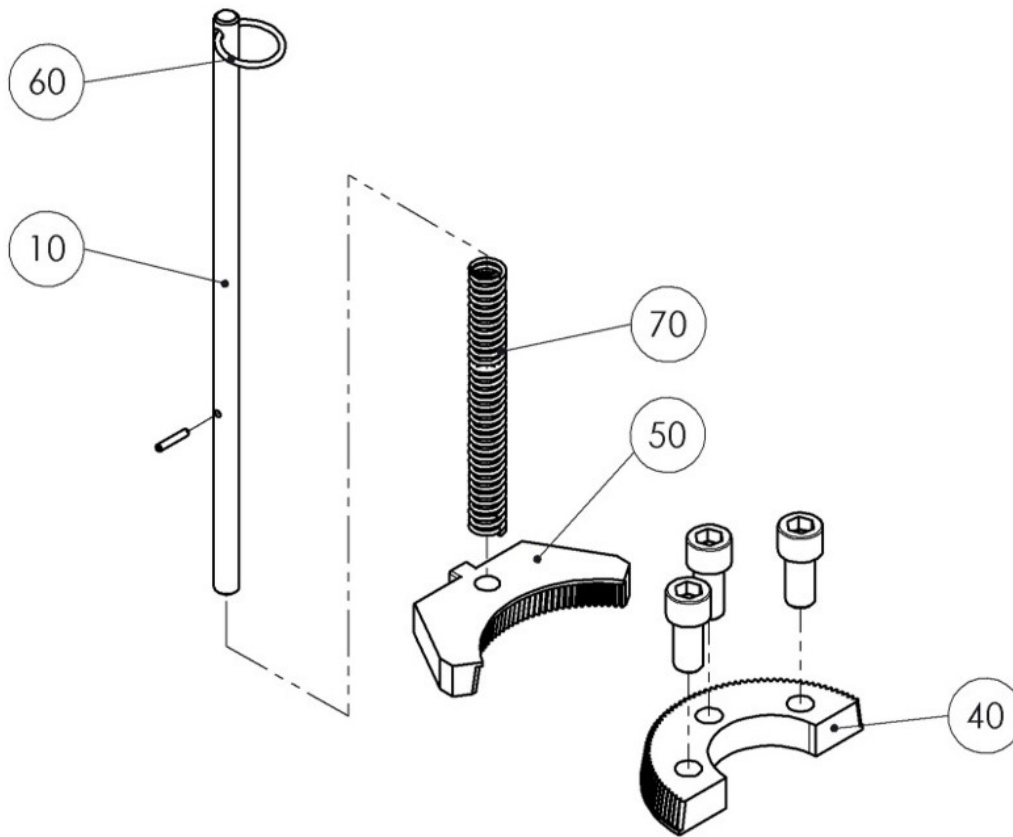
Item No.	Spare Part	Description	Article Number
	Cable Sheave Assy	Operating Column	030530 00006 0
	Cable Sheave Assy	Column	030530 00008 0
10	Pin	Long	020530 00013 0
20	Pin	Short	020530 00014 0
30	Cable Sheave	Operating Column	030530 00007 0
	Cable Sheave	Column	030530 00009 0
40	Sheave		030530 00028 0
50	Threaded Pin		22 0914 05012
60	Shim Ring		22 0988 304210
70	Spacer Tube	Short	020530 00048 0
80	Spacer Tube	Long	020530 00049 0

1.4 Cross Member



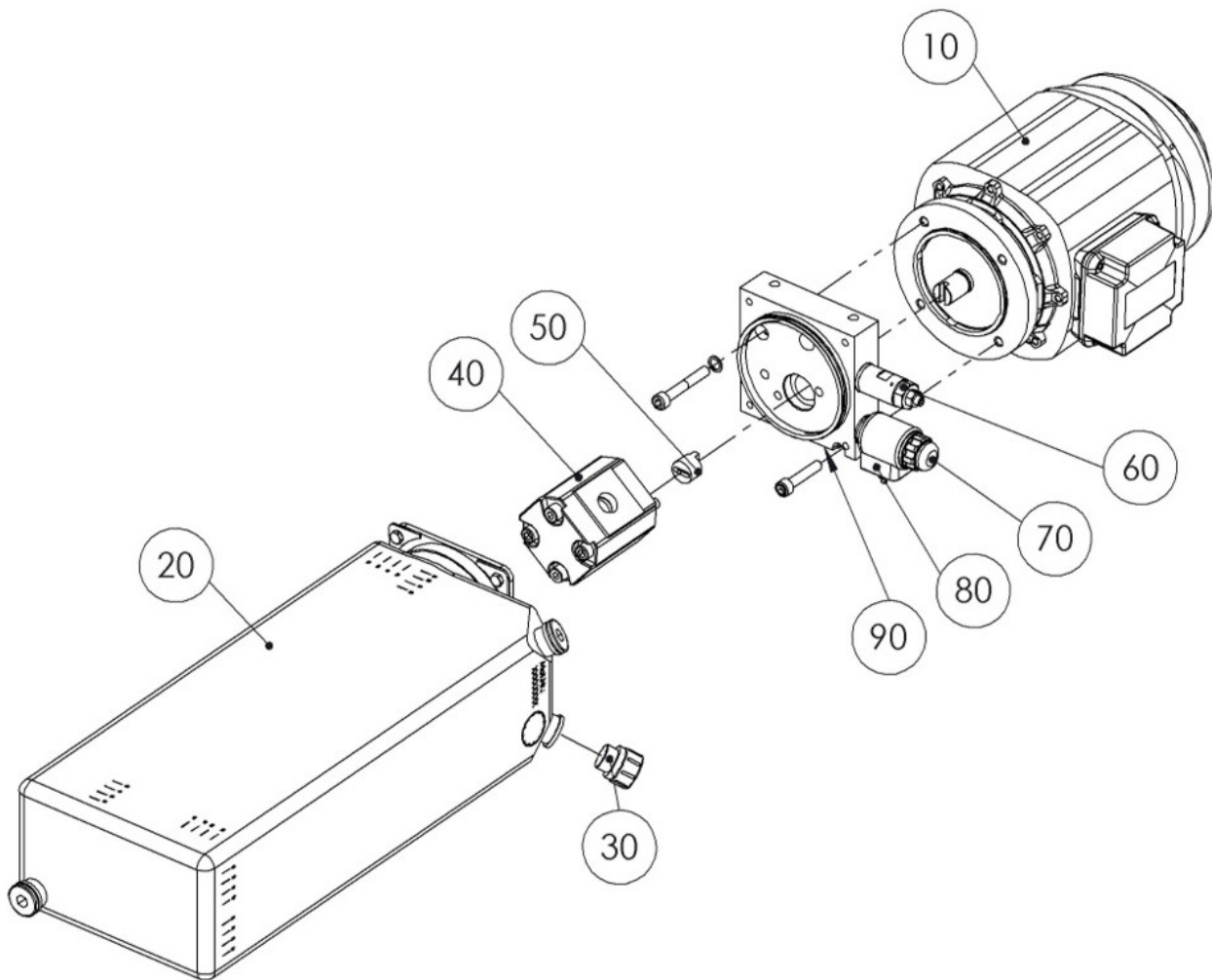
Item No.	Spare Part	Description	Article Number
10	Cross Connector	Short	020530 00001 0
20	Cross Connector	Long	020530 00002 0
30	Protective Plate		020530 00101500
80	Angle	Long	020530 00050 0
90	Angle	Short	020530 00051 0

1.5 Locking Device



Item No.	Spare Part	Article Number
10	Latch Release Rod	020470 00014400
40	Toothed Washer	23000014
50	Gear Segment	23000015
60	Key Ring	23000032
70	Pressure Spring	23000068







1.6 Hydraulic Power Unit



Item No.	Spare Part	Description	Article Number
10	Electric Motor	2,2kW;3~230/400VAC;50Hz	26000331
20	Oil Tank		26000069
30	Filter	G1/2	26000326
40	Gear Pump	4,75ccm	26000037
50	Coupler		26000044
60	Pressure Control Valve		26000153
70	2/2 Directional Control Valve		26000123
80	Solenoid Coil	Type: 40; 230VAC	26000107
90	Flow Control Valve		26000043


1.7 Small Parts




Item No.	Thumbnail	Spare Part	Description	Article Number
10		Plastic Handle		23000033
20		Straight Fitting	GE 10 L	27000005
30		Edge Protection Clamp Profile		17 3002
40		Edge Protection	f. Carriage	17 3009
50		Fine Rope + Aluminum Cable Clamp + Grommet	3,0m	5x 19 1079 + 2x 19 1079 3 + 2x 19 1083
60		Cable Clamp		19 1084
70		HP Hose	520mm	27 0822 052
80		HP Hose	2630mm	27 0822 263

Item No.	Thumbnail	Spare Part	Description	Article Number
90		HP Hose	7750mm	27 0822 775
100		HP Hose	8550mm	27 0822 855
110		HP Hose	9610mm	27 0822 961
120		Swivel Fitting	SWV 10 LR 3/8"	27 6742
130		T-Fitting	T 10 L	27 6753
140		Plug		31 5017

1.8 Accessories

Item No.	Thumbnail	Spare Part	Description	Article Number
10		Support Tray	f. Support Plate Extension (2 pcs.)	VZ 971224
10.1		Support Tray	f. Support Plate Extension (1 pc.)	030470 00065 0
20		Extension 4680mm	Operating Column CHO 2.40.468	030530 00019 0
30		Extension 4680mm	Column CHO 2.40.468	030530 00020 0
40		Extension 4150mm	Operating Column CHO 2.40.415	030530 00015 0
50		Extension 4150mm	Column CHO 2.40.415	030530 00016 0
60		Extension 3750mm	Operating Column CHO 2.40.375	030530 00017 0
70		Extension 3750mm	Column CHO 2.40.375	030530 00018 0




Item No.	Thumbnail	Spare Part	Description	Article Number
80		Non-Skid Device	f. Transporter (2 pcs.)	VZ 975050
90		Support Disk Extension	50mm (2 pcs.)	VZ 971220
90.1		Adapter	50mm (1 pc.)	03 36 31015
100		Support Disk Extension	100mm (2 pcs.)	VZ 971221
100.1		Adapter	100mm (1 pc.)	03 36 31020
110		Holder	f. Pneumatic Air Wrench a. 6 Sockets	VZ 971198
120		Clamping Belt	4,0m (2 pcs.)	VZ 971111
120.1		Clamping Belt	4,0m (1 pc.)	19 1050





Item No.	Thumbnail	Spare Part	Description	Article Number
130		Power Set	mounted to Operating Column	VZ 990297
130.1		Air Supply		03 47 4400
130.2		Cable Harness		61 EC5T KA09

1.9 Electrical Equipment

Item No.	Thumbnail	Spare Part	Description	Article Number
10		Limit Switch		51 0340
20		Cable-Operated Switch	240V / 3A	51 0358
30		Label	Inspection Lable	54 1403
40		Label	"S.W.L"	54 1447
50		Label	"4000kg"	54 1448
60		Label		54 1394
70		Label	Protective Conductor Label	54 2370
80		Adhesive Foil	MAHA	54 1380

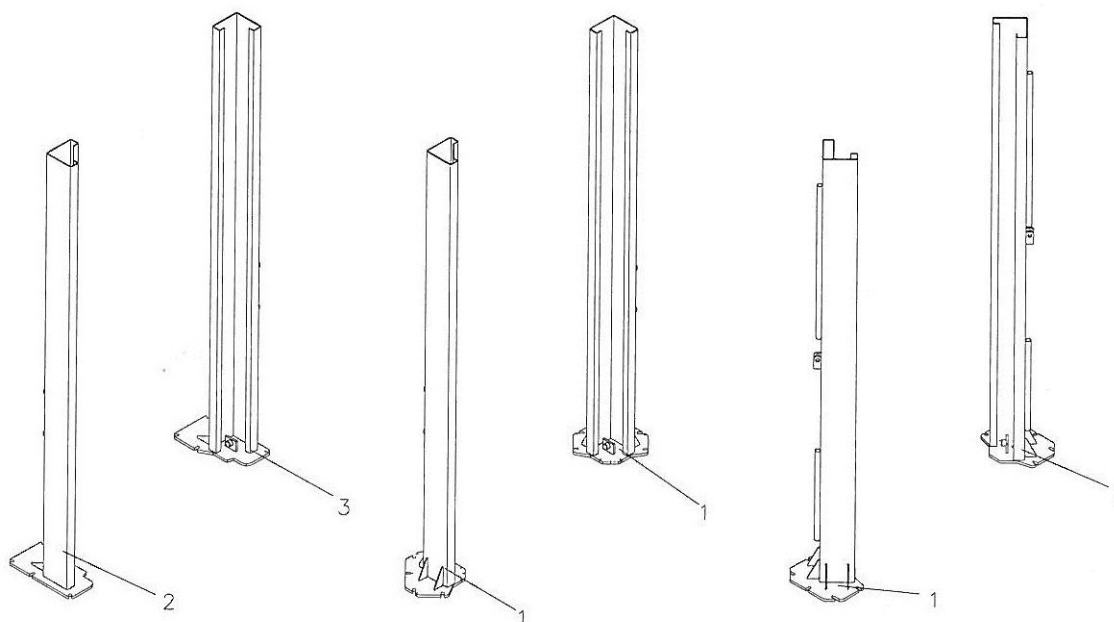
Item No.	Thumbnail	Spare Part	Description	Article Number
90		Adhesive Foil	SLIFT	54 1381
100		Label	Hydraulic Fluid	54 1436
110		Screwed Cable Joint	M20	53 2813
120		Solenoid Valve Connector	with Cable	61 SERV KAMV
130		Casing		53 4028
140		Main Contactor	4,0kW 230VAC	50 0193
150		Main Switch		50 1095
160		Pushbutton	Neutral	51 0500

Item No.	Thumbnail	Spare Part	Description	Article Number
170		Double Pushbutton		51 0511
180		Contact Element	NO Contact 3-4	51 0555
190		Contact Element	NC Contact 1-2	51 0556
200		Mounting Adapter	Front	51 0561
210		Button Plate	Black w. Arrow	51 0592
220		Tension Spring Clip	ST 4	51 5020
230		Tension Spring Clip	STTB 4-PE	51 5029

Item No.	Thumbnail	Spare Part	Description	Article Number
240		End Cover	D-ST 4	51 5064
250		Installation Buzzer	65dB 230VAC	51 0285
260		Clip	f. Top Hat Rail	53 2495
270		Protective Conductor	4,0mm 200mm lg. Ge/gn	51 4303

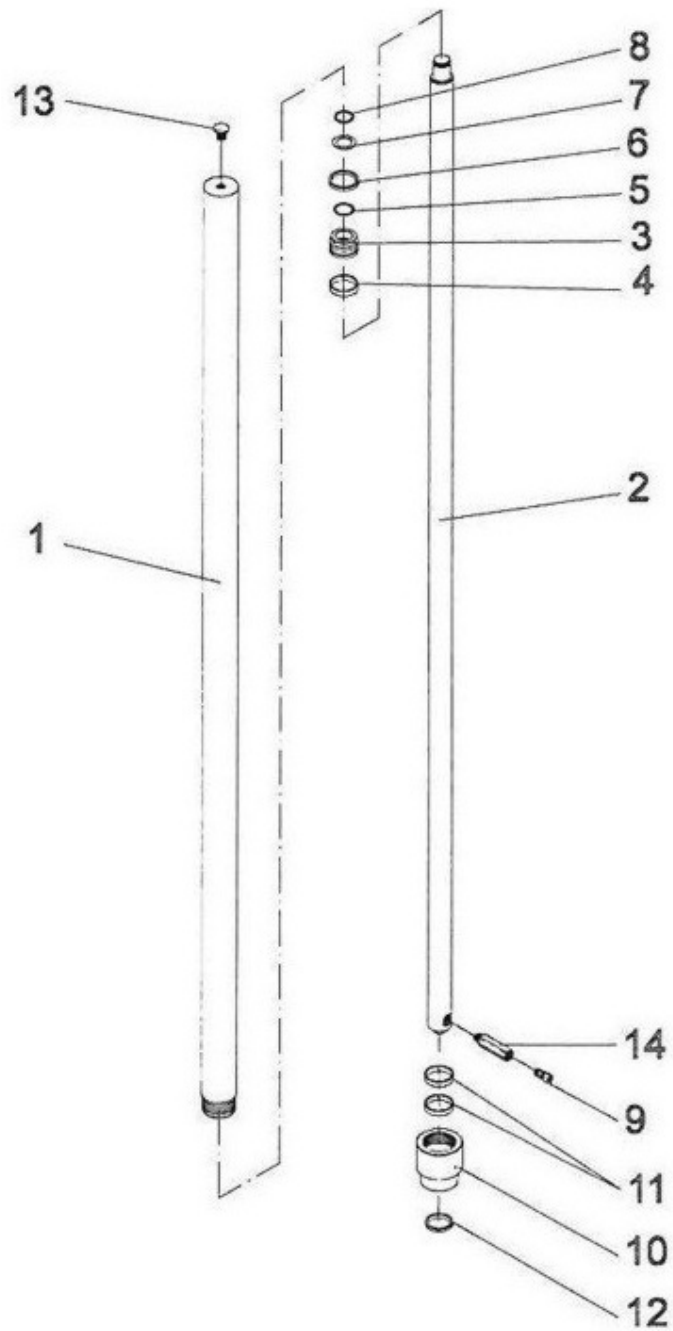
2 CO 2.40 A / SL

2.1 Columns



Item No.	Spare Part	Description	Article Number
1	Column	Symmetrical / Asymmetrical US	03 53 00005
2	Column, Left	Asymmetrical EU	03 53 00008
3	Column, Right	Asymmetrical EU	03 53 00007

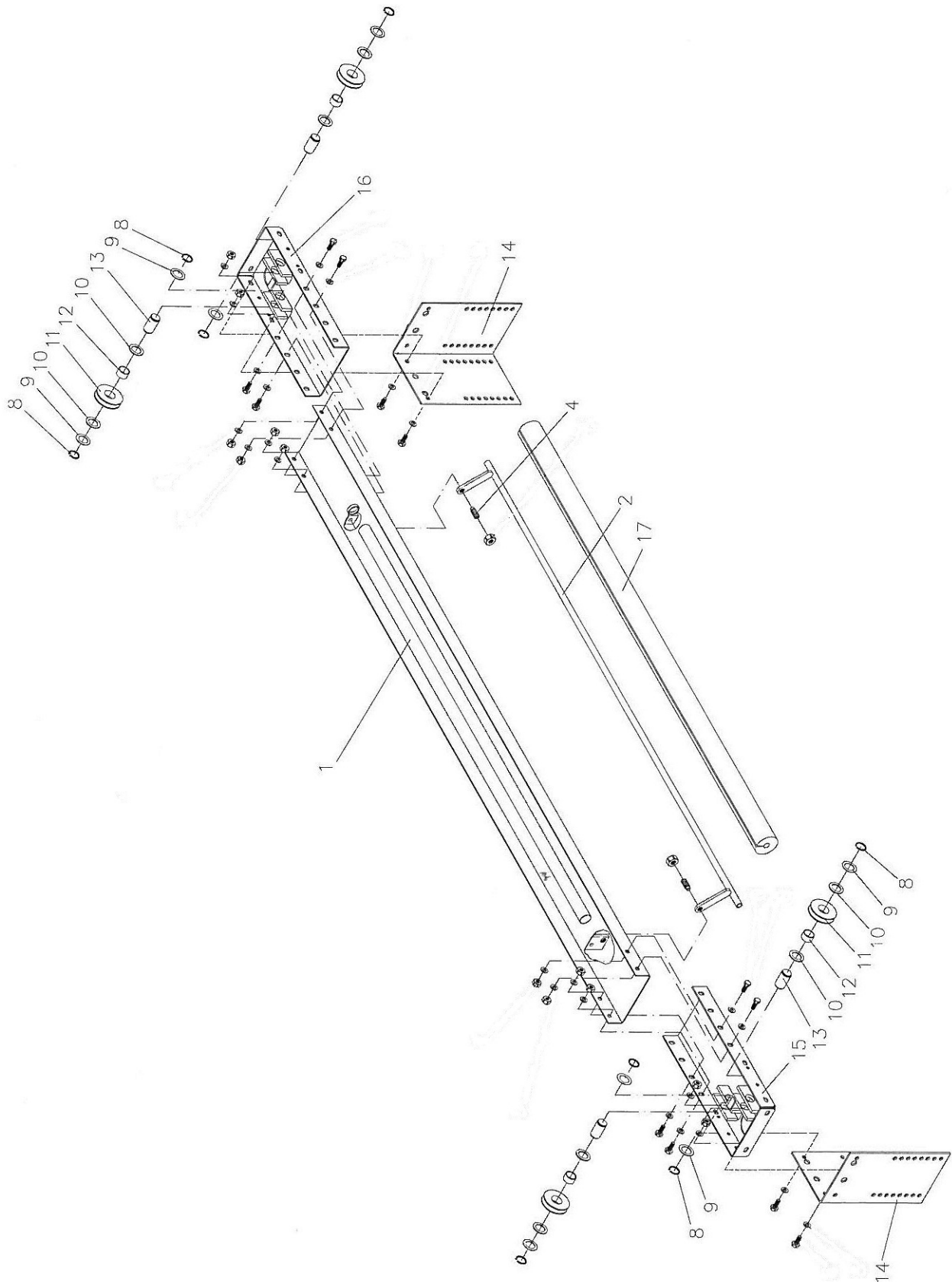
2.2 Main Cylinder



Item No.	Spare Part	Description	Article Number
	Cylinder Assy	Stroke = 1900mm	03 53 30010
	Cylinder Assy	Stroke = 1700mm	03 53 30000
1	Cylinder Tube	Stroke = 1900mm	03 53 30015
	Cylinder Tube	Stroke = 1700mm	03 53 30005
2	Piston Rod	Stroke = 1900mm	03 53 30055
	Piston Rod	Stroke = 1700mm	03 53 30050
3	Piston		02 53 30090
4	Guide Band	9,7x2,5x140	27 2914
5	O-Ring	30x3 90 Shore	27 2030 030 90
6	Rod Packing	B3 40x50x7,3	27 4040 2
7	Shim Ring	28x40x2,0	22 0988 284020
8	Snap Ring	A28x2,5	22 0471 028
9	Screw Connection	GE 8 LR 1/4"	27 6461
10	Cylinder Head		02 53 30095
11	Guide Band	9,7x2,5x130	27 2913
12	Scraper Ring	A1 40x48x7	27 3040
13	Screw Plug	G 1/4"	27 4751
14	Cord Failure Protection	LB1 F-6,3	26 2805

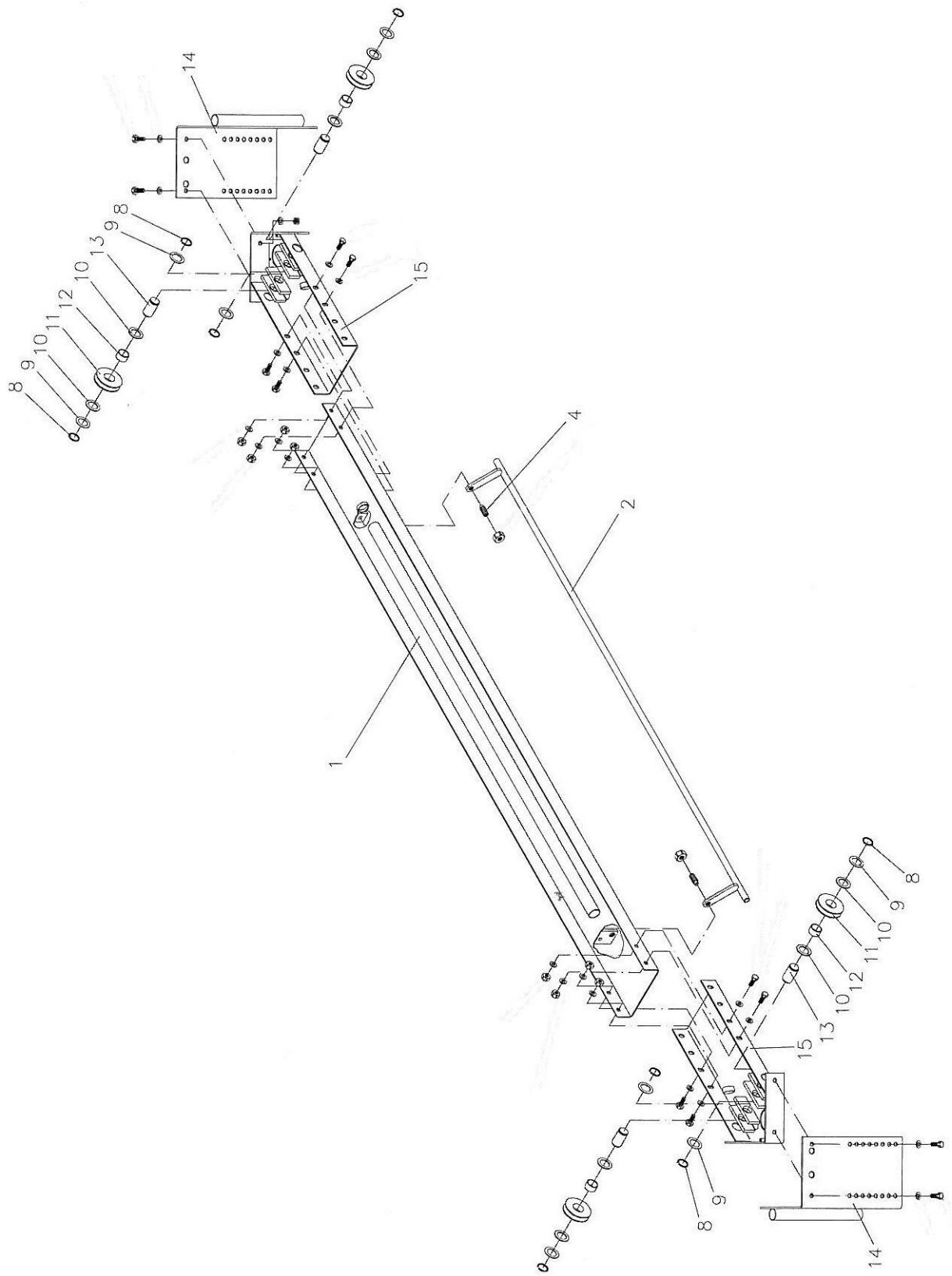
2.3 Cross Yoke

2.2.1 Cross Yoke, Asymmetrical



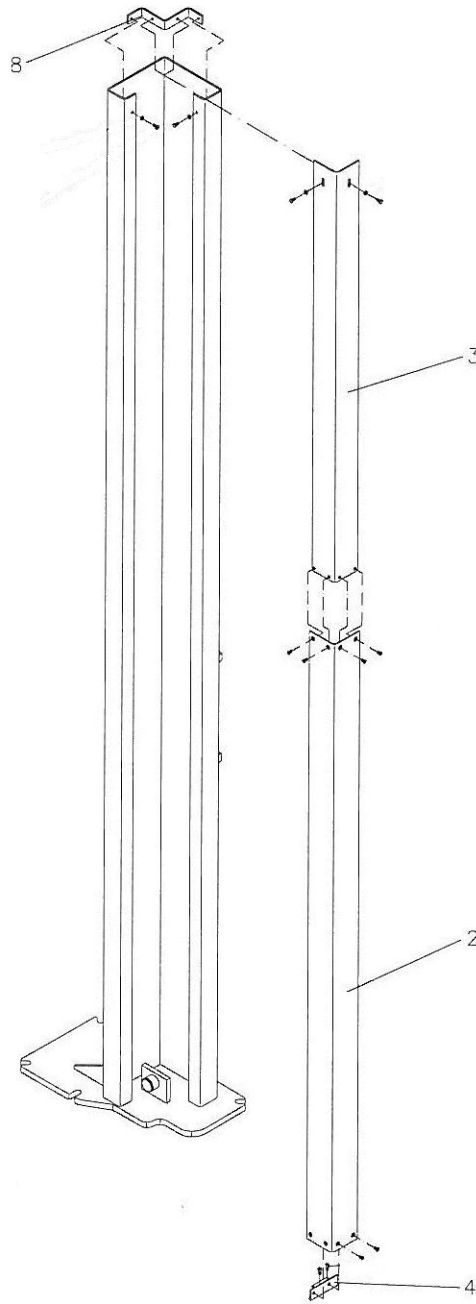
Item No.	Spare Part	Description	Article Number
1	Cross Yoke		03 53 40020
2	Switch Rod		03 53 40030
4	Sensor Roller Fixture		22 0913 16040 6
8	Snap Ring	A30x1,5	22 0471 030
9	Shim Ring	31,75x47,63x1,51	US22 0988 304215
10	Shim Ring	31,75x47,63x2,65	US22 0988 304226
11	Sheave		02 53 40005
12	Friction Bearing	GLY.PGZ 2012A	US24 1703 1
13	Shaft		02 53 40000
14	Extension	380mm	03 53 40011
	Extension	780mm	03 53 40041
	Extension	910m	03 53 40050
	Extension	1310mm	03 53 40060
15	Support, Left	Asymmetrical	03 53 40110
16	Support, Right	Asymmetrical	03 53 40120
17	Tube Protection		US17 2095

2.2.2 Cross Yoke, Symmetrical



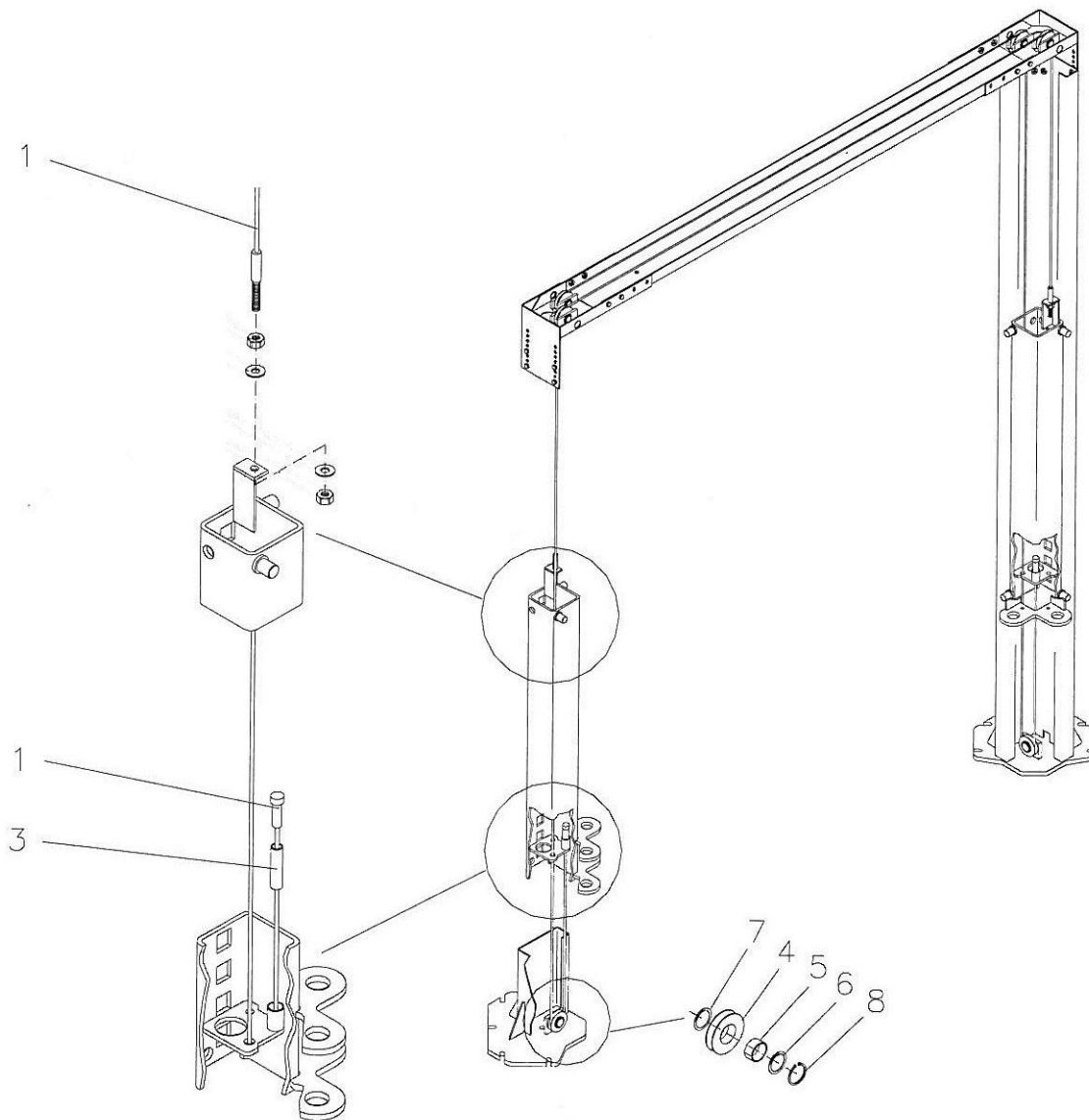
Item No.	Spare Part	Description	Article Number
1	Cross Yoke		03 53 40020
2	Switch Rod		03 53 40030
4	Sensor Roller Fixture		22 0913 16040 6
8	Snap Ring	A30x1,5	22 0471 030
9	Shim Ring	31,75x47,63x1,51	US22 0988 304215
10	Shim Ring	31,75x47,63x2,65	US22 0988 304226
11	Sheave		02 53 40005
12	Friction Bearing	GLY.PGZ 2012A	US24 1703 1
13	Shaft		02 53 40000
14	Extension	380mm	03 53 40011
	Extension	780mm	03 53 40041
	Extension	910m	03 53 40050
	Extension	1310mm	03 53 40060
15	Support	Symmetrical	03 53 40070

2.4 Protective Cover (Cables)



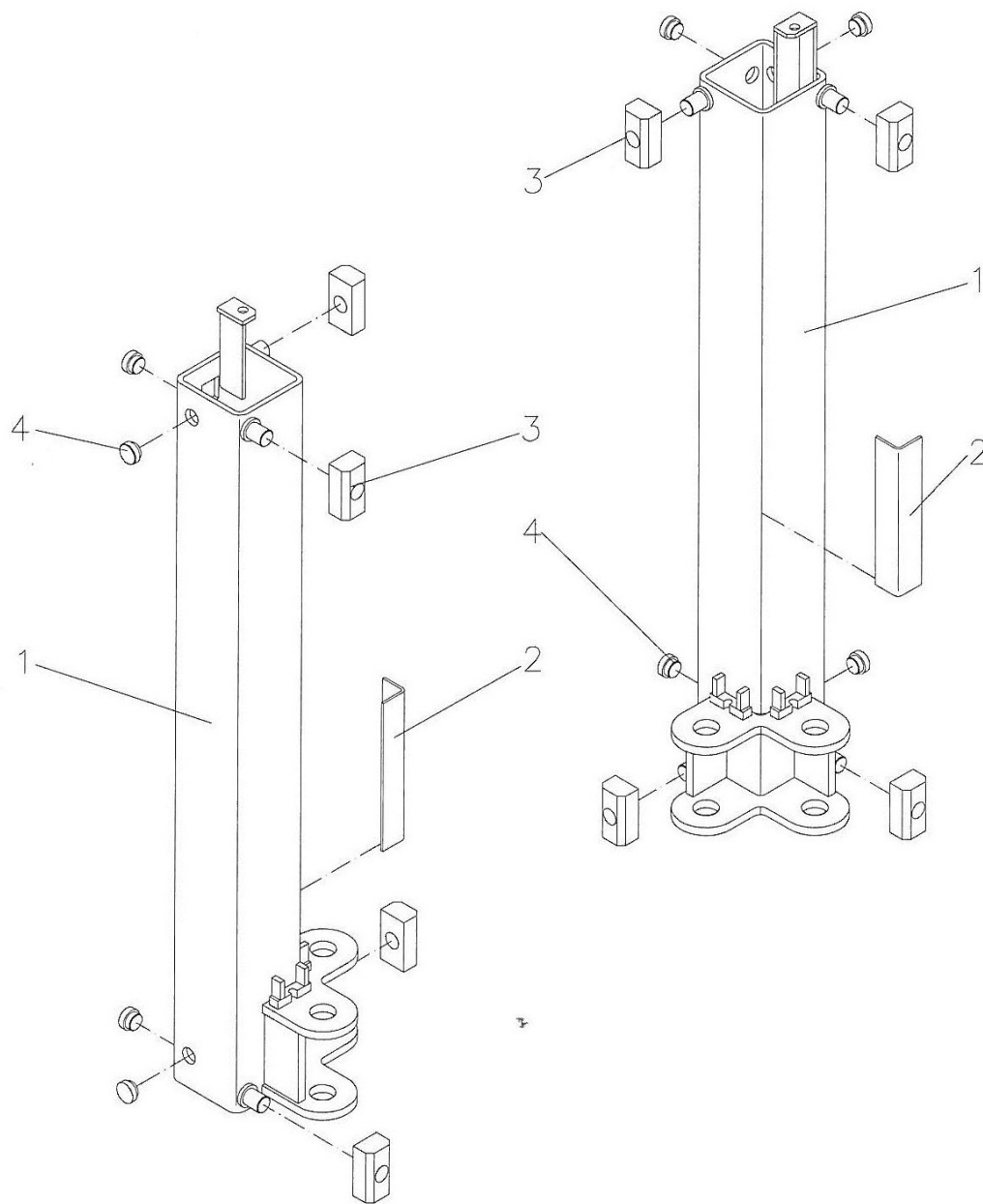
Item No.	Spare Part	Description	Article Number
2	Protective Plate	Bottom	02 53 00070
3	Protective Plate	Top	02 53 00075
4	Mounting Angle	Bottom	02 53 00085
8	Retaining Bar	Top	02 53 00080

2.5 Equalizing Cable



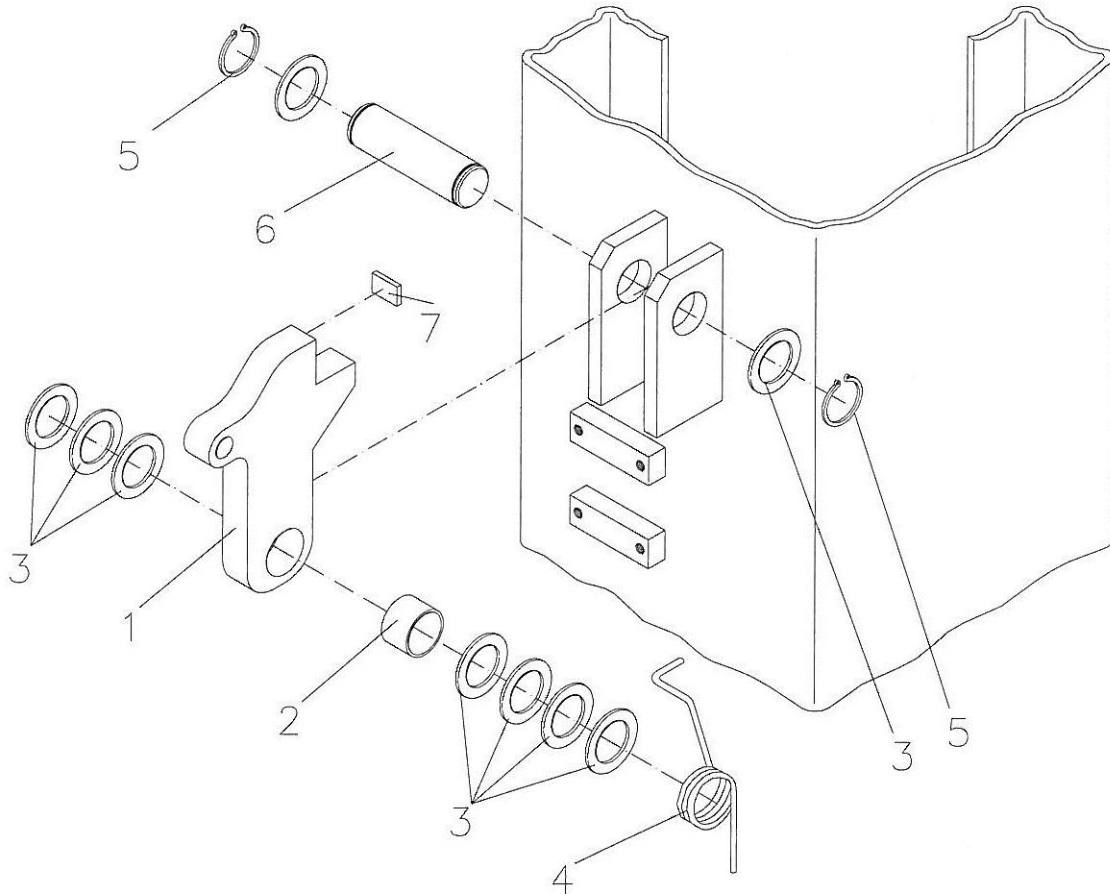
Item No.	Spare Part	Description	Article Number
1	Round Strand Cable	9255mm	19 1170 01
	Round Strand Cable	10055mm	19 1170 02
	Round Strand Cable	10315mm	19 1170 03
	Round Strand Cable	11115mm	19 1170 04
3	Cable Sleeve	50mm...650mm	02 53 80000
4	Sheave		02 53 00005
5	Friction Bearing	GLY.PG 404420 A	24 1740
6	Shim Ring	40x50x2,0	22 0988 405020
7	Shim Ring	40x50x1,0	22 0988 405010
8	Snap Ring	A30x1,5	22 0471 030

2.6 Carriage



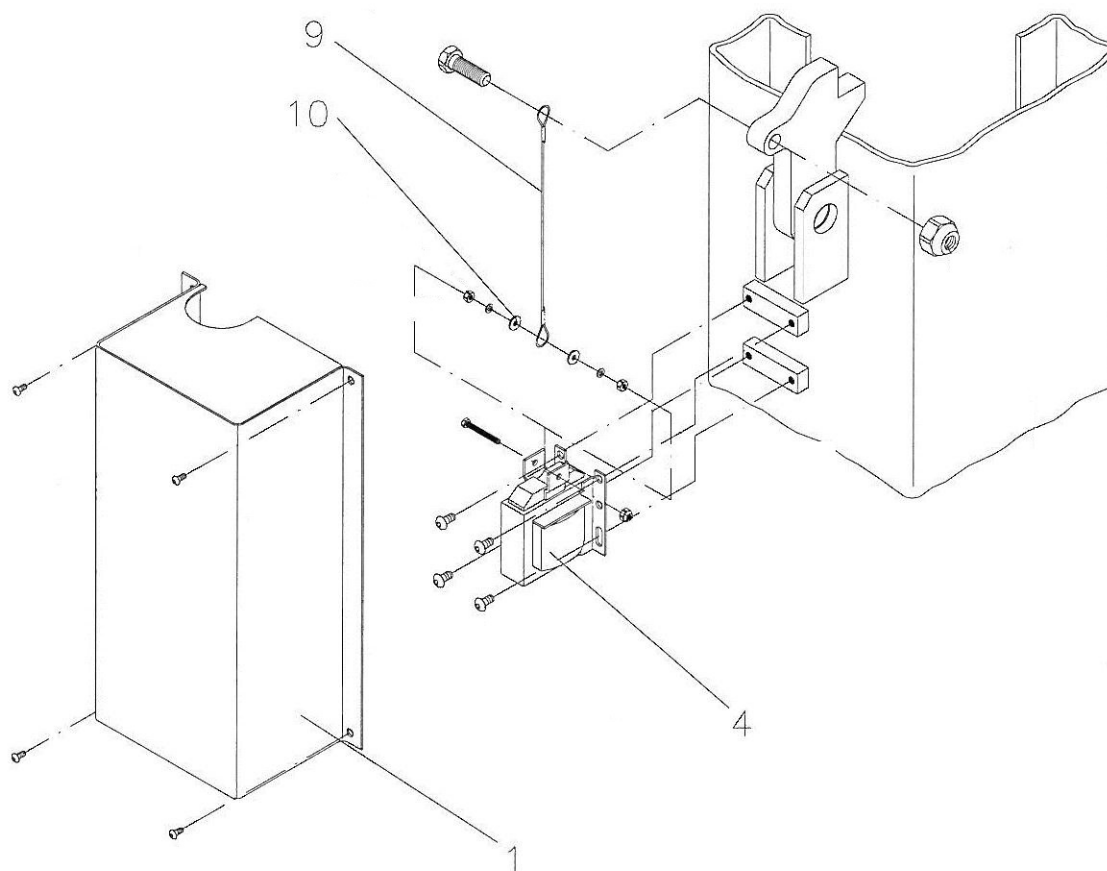
Item No.	Spare Part	Description	Article Number
1	Carriage		03 53 20000
2	Felt Strip		US17 3076
3	Slider Block		US02 08 17115
4	Slider Block	Round	US16 EL 011

2.7 Lock



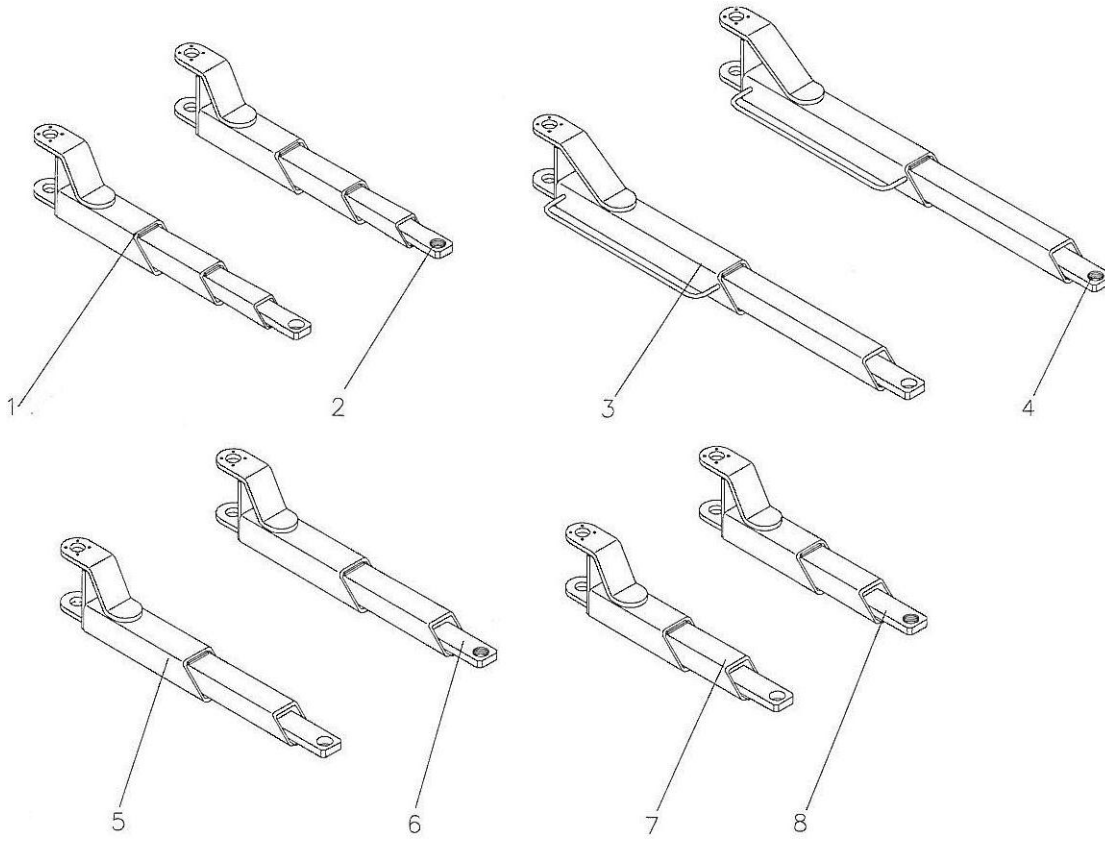
Item No.	Spare Part	Description	Article Number
1	Lock		02 53 10010
2	Friction Bearing	GLY.PGZ 1612 F	US24 1702 1
3	Shim Ring		US22 0988 253510
	Shim Ring		US22 0988 253520
4	Spring		23 9381 03
5	Snap Ring	A25x1,2	US22 0471 025
6	Shaft		02 53 10030
7	Silence Washer		US17 7010

2.8 Locking Latch Release



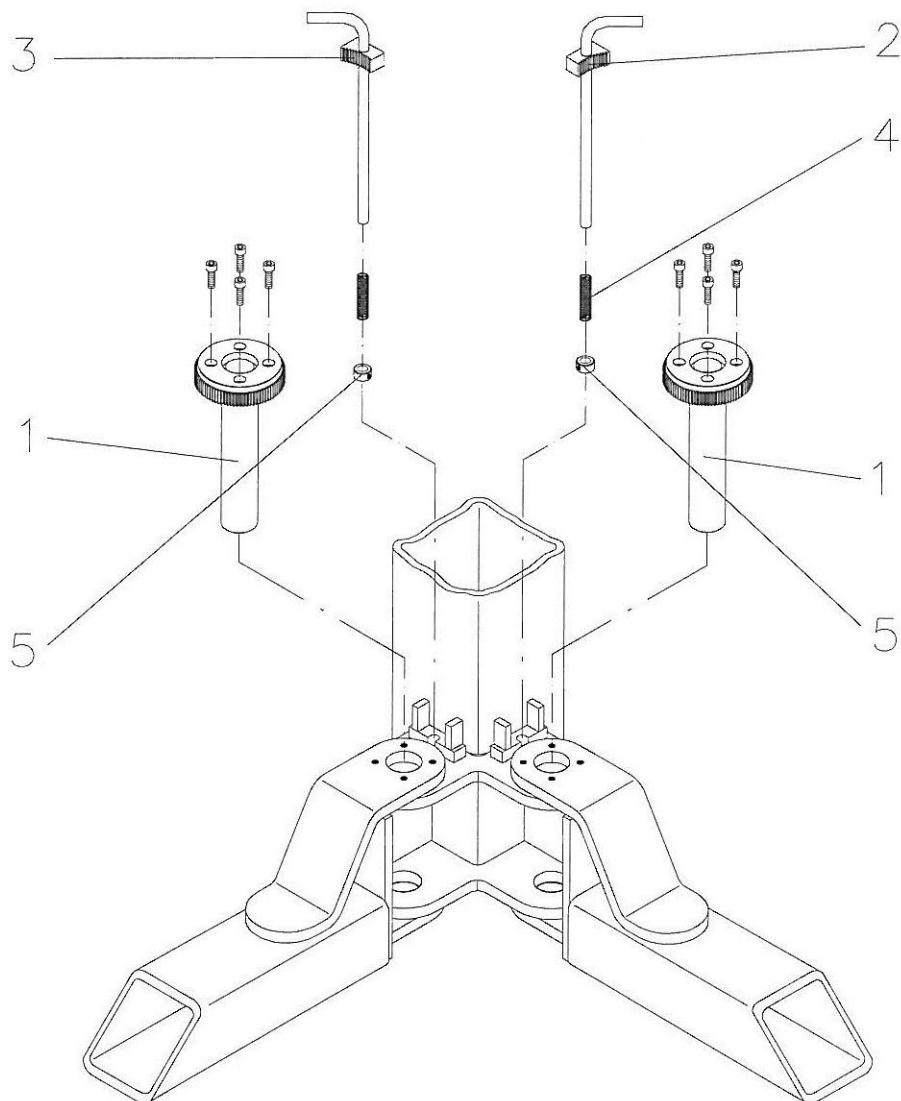
Item No.	Spare Part	Description	Article Number
1	Cover		US31 HL002
4	Magnet		US53 0896 6
9	Cable		US19 1082ASSY
10	Washer	A4,3	US22 9021 05 1

2.9 Support Arms



Item No.	Spare Part	Description	Article Number
1	Telescopic Arm	US	03 53 60000
2	Telescopic Arm	EU	03 53 60001
3	Support Arm, Long, Left	US	03 53 60201
	Support Arm, Long, Right	US	03 53 60301
4	Support Arm, Long, Left	EU	03 53 60200
	Support Arm, Long, Right	EU	03 53 60300
5	Support Arm, Short	US	03 53 60401
6	Support Arm, Short	EU	03 53 60400
7	Support Arm, Short (570-815)	US	43 47 4060
8	Support Arm, Short (570-815)	EU	43 47 4060

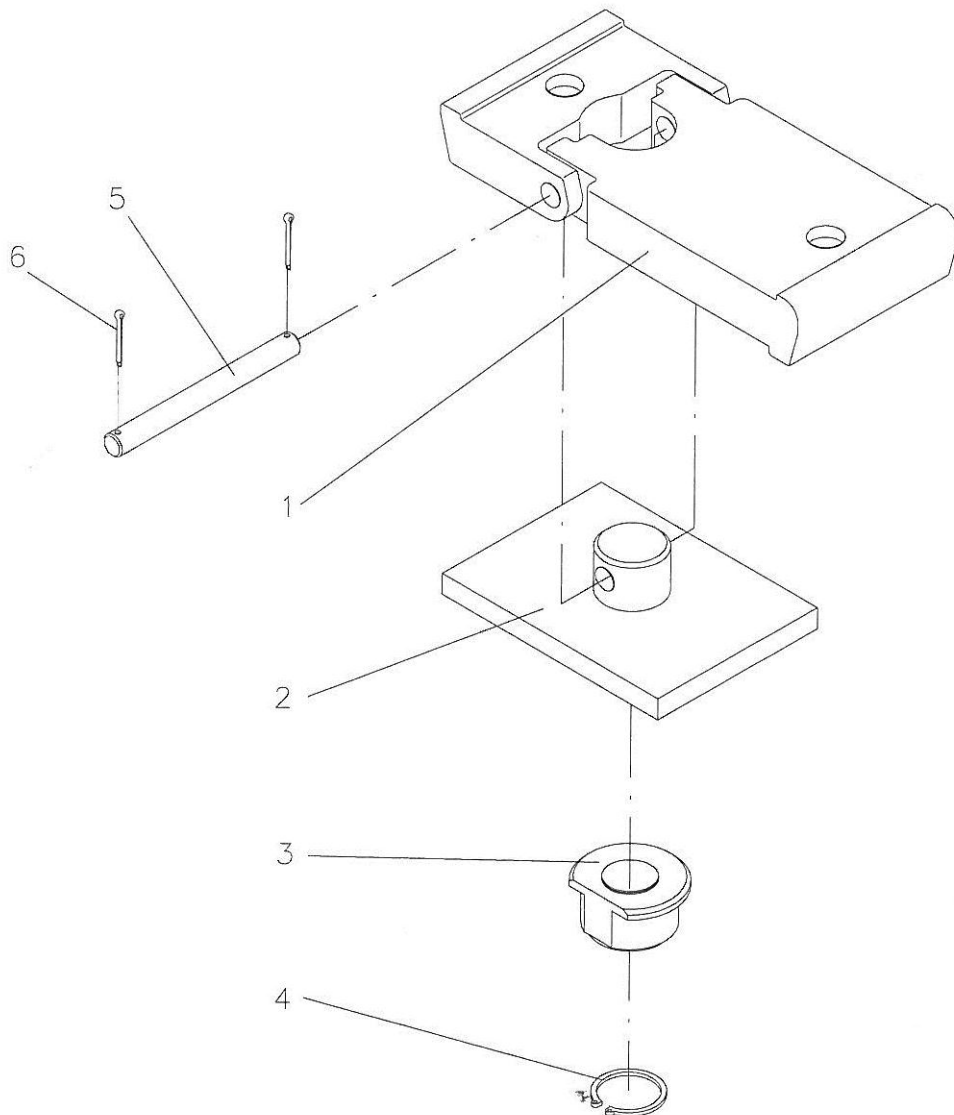
2.10 Arm Restraint



Item No.	Spare Part	Description	Article Number
1	Support Pin		03 53 61000
2	Latch Release		03 53 61015
3	Latch Release		03 53 61020
4	Pressure Spring	1,5x13,7x62	23 9215 013 062
5	Slide	A12,7	US22 0705 12 1

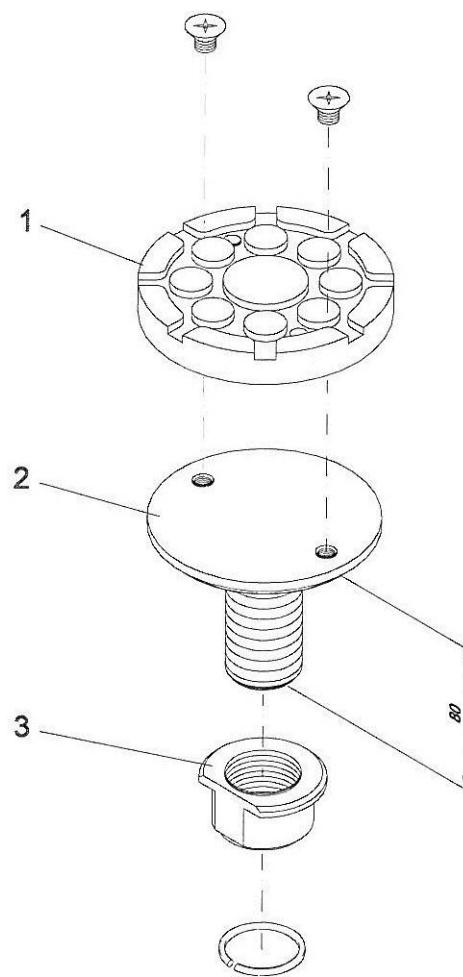
2.11 Accessories

2.11.1 Flip-Up Adapter



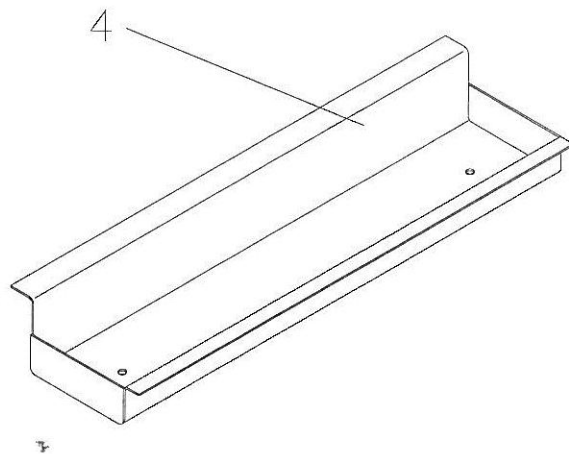
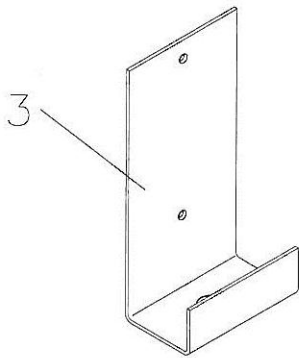
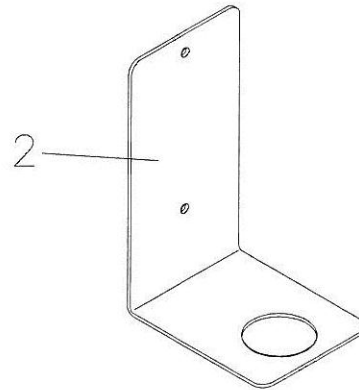
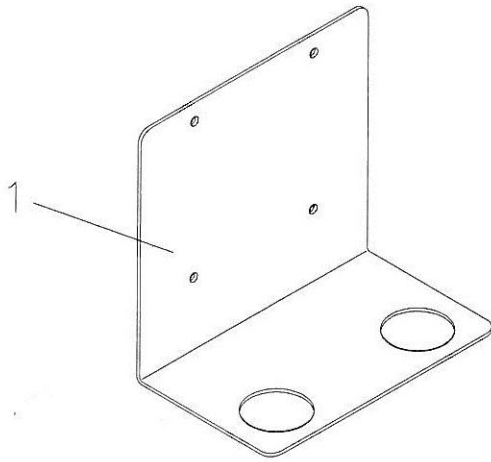
Item No.	Spare Part	Description	Article Number
1	Flip-Up Adapter	Long	US15 6000
	Flip-Up Adapter	Short	US15 6001
2	Arbor		03 53 81600
3	Sleeve		02 53 81515
4	Snap Ring	A32x1,5	US22 0471 032
5	Shaft		02 53 81100
6	Cotter Pin	ø3,2x20	US22 0094 02425

2.11.2 Support Disk









Item No.	Spare Part	Description	Article Number
1	Rubber Pad		17 2023
2	Support Disk	Dual (80)	03 28 16705
3	Sleeve		02 53 81000

2.11.3 Trays











Item No.	Spare Part	Description	Article Number
1	Retaining Plate	for Support Disks	US15 HL 003
2	Support	Impact Wrench	US15 HL 001
3	Support	Flip-Up Adapter	US15 HL 002
4	Small Parts Container		US15 HL 007

2.12 Electrical Equipment

Item No.	Thumbnail	Spare Part	Description	Article Number
10		Transmitter	Light Barrier	51 3098
20		Receiver	Light Barrier	51 3099
30		Protective Conductor	4,0mm 10000mm lg. Ge/gn	51 4308
40		Branch Box		53 2470
50		Solenoid Valve Connector	with Cable	61 SERV KAMV
60		Label	Inspection Lable	54 1403
70		Label	S.W.L	54 1447
80		Label	4000kg	54 1448

Item No.	Thumbnail	Spare Part	Description	Article Number
90		Label	VAS 6139	54 1973
100		Label	Protective Conductor Label	54 2370
110		Switch Box		030530 00013300
120		Relay	230V AC/DC	50 0082
130		Relay	230V 6A	50 0084
140		Main Contactor	4,0kW 230VAC	50 0201
150		Main Contactor	7,5kW 230VAC	50 0209
160		Suppressor	LC1 D09-38 230V	50 0237

Item No.	Thumbnail	Spare Part	Description	Article Number
170		Main Switch	4-pin 25A	50 1002
180		Main Switch	Emergency Stop w. Reset	50 1088
190		Pushbutton	Neutral	51 0500
200		Contact Element	NO Contact 3-4	51 0555
210		Mounting Adapter	Front	51 0561
220		Label Holder		51 0581
230		Button Plate	Black	51 0590
240		Protective Conductor	4,0mm 300mm lg. Ge/gn	51 4305

Item No.	Thumbnail	Spare Part	Description	Article Number
250		Tension Spring Clip	ST 2,5	51 5014
260		Tension Spring Clip	ST 4	51 5020
270		Tension Spring Clip	STTB 4-PV	51 5026
280		Tension Spring Clip	ST 4-PE	51 5027
290		Tension Spring Clip	STTB 4-PE	51 5029
300		Clamp	10/SI 5x20	51 5050
310		Suppressor		52 1514
320		Fuse	T 3,15 A	53 3065

Item No.	Thumbnail	Spare Part	Description	Article Number
330		Control Foil		54 1442
340		Label	Lock	54 4020

3 Anchors

* **NOTICE:** 23000256 to be used only with compensating plates!

RDSF	X																		
RAS 30	X																		
CHO 2.40 / 2.50 E										X	X								
CHO2.40 xx								X	X										
CHO2.40			X	X		X													
CO2.xx E			X	X	X														
CO 2.50 E3										X	X								
CO 2.40 E3										X	X								X
CO 2.35 E3											X	X	X	X	X	X	X	X	X
CO 2.30 E3											X	X	X	X	X	X	X	X	X
CO2.xx E2											X	X	X	X	X	X	X	X	X
R-AS / R-ASF	X																		
CM4.xx		X																	
Article number (Unit: 1 Piece)	23 5050	23 5165	23 6016	23 6017	23 6018 001	23 6019	23 6080	23 6090	23000240	23000241	23000242	23000255	23000256 *						
	Heavy Duty Anchor M10x150mm	Express Anchor M10x165mm	Mortar Capsule M16	Anchor Bolt M16x165mm	Anchor Bolt M16x190mm	Anchor Bolt M16x250mm	Anchor Capsule M20	Anchor Bolt M20x220mm	Anchor Bolt M20x230mm	Cartridge (150ml) and Mixer	Anchor Bolt M16x200mm	Anchor Bolt M16x250mm	Anchor Bolt M12x145mm						
	